

Grade 8 Culminating Project: A Case Study

How do artifacts reflect a country or culture's worldview?

Overview: You will be creating a museum display including an artifact and a museum card, which represents the worldview of a selected country or culture, to demonstrate your knowledge of Worldview, and to demonstrate your ability to carry out an inquiry project. You will be presenting your museum display to your class and you will also have a chance to view museum displays from some of the other classes. This project, in essence, is your final exam for Social Studies and therefore is worth 5% of your final mark.

Objectives:

- I CAN demonstrate my knowledge and understanding of worldview
- I CAN research a country or culture
- I CAN use my creativity to represent elements of a country or culture's **current** worldview through an artifact
- I CAN analyse a culture or country's **current** worldview through critical and persuasive writing
- I CAN create a museum type display using my artifact, research, and persuasive writing to showcase my understanding of worldview to others
- I CAN demonstrate how history has helped shape the worldview of a country or culture.

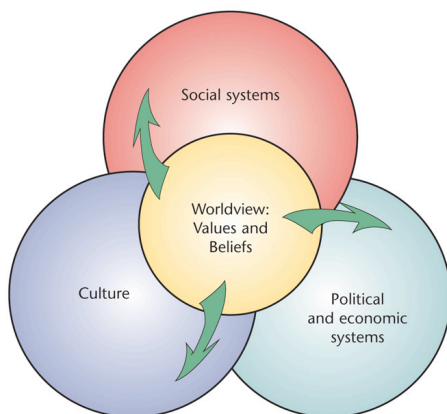
Who: All Grade 8 students at Tom Baines working as individuals (No partners)

Process:

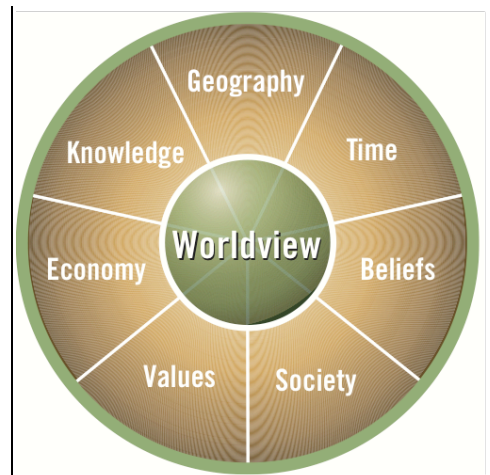
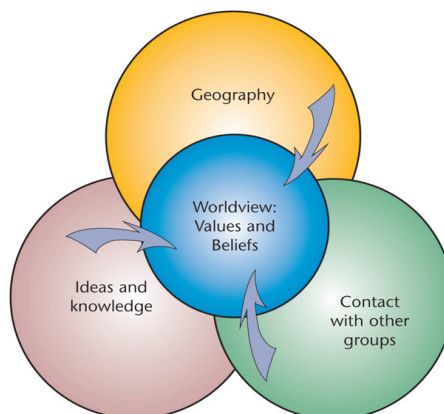
Part 1 – Selecting & Researching your Country or Culture

- 1) Select a country or culture that you are interested in. We encourage and challenge you to select a country or culture that you are not that familiar with.
 - a) Only one person per class can do each country or culture so make sure that you have a few as backup just in case the one selected has already been taken.
- 2) Now that you have selected a country or culture you can start your research.
 - a) All of your information must be based on the elements of worldview as shown in the two sets of graphs below:

Worldview Affects the Way a Society Operates



Worldviews Are Shaped by These Factors



- b) You are encouraged to gather resources from a variety of sources including book, online, periodical, film, and interviews.

- c) Your notes must be organized and done in the following format:

Source Citation (*resource used*)

- Amazing hand written, printed, or word processed notes in point form
- More amazing hand written, printed, or word processed notes in point form

- d) You must provide a typed copy of your reference list in proper APA formatting (*Use APA Wizard or Citationmachine to help you with your formatting*)
- i) Internet sources must also be documented with a sentence explaining why the site is useful to your research. Internet sources must be in the following format:

Infoplease: (2005). *Ireland: History, Geography, Government, and Culture*. Retrieved January 15, 2010 from World and News Website: <http://www.infoplease.com/ipa/A0107648.html>

- This site could be useful to my research as it presents information regarding several elements of worldview, including geography, and political systems of Ireland.

Part 2 –Artifact & Museum Display

- 1) Using all of the wonderful research you have found about your country or culture you are going to select one or two elements (social systems, culture, political and economic systems, geography, contact with other groups, ideas and knowledge) of its worldview to create an artifact as well as a persuasive piece of writing that represents these elements.

2) Artifact

- a) Design and create a 3-D artifact that represents the element(s) of worldview that you selected. If you chose to do two elements of worldview you should combine them to create one artifact that represents both elements.
- b) The artifact should be well thought out and planned, not something rushed and random.
- i) Try to think of it as a visual metaphor that compliments your written work, and represents your country's worldview.
- c) How you choose to create your project is up to you, but keep in mind that it should not be unreasonably large – but be creative and unique.
- d) You are responsible for bringing and providing all of the supplies that you will need to construct your artifact so plan accordingly as much of this will be done at school.

3) Museum Display

- a) Your display will consist of the following:
- i) Your completed artifact
- ii) Museum Card
- (1) Compose a critical and persuasive writing piece explaining how your artifact represents the element(s) of worldview that you have selected for your country or culture
- (a) Without in-depth research you will not be able to represent the culture or country's worldview to the level you need to so make sure you spend sufficient time on Part 1.
- (2) Information needs to be concise, effective and presented in a manageable format, with a title that reflects the artifact's main theme
- (3) Presented on a museum card (approximately the size of $\frac{1}{2}$ or $\frac{3}{4}$ of a piece of paper).
- (4) Must be word-processed in size 12 Times New Roman, Arial, or Helvetica font.
- b) We recommend that you take the time to proofread and edit your writing piece as well as using peers to help you with this process.

Planning

Long Range Calendar Plan

Day 1 – Date:	Day 2 – Date:	Day 3 – Date:
Day 4 – Date:	Day 5 – Date:	Day 6 – Date:
Day 7 – Date:	Day 8 – Date:	Day 9 – Date:

**Elements to include in your long-range calendar plan include: researching your country or culture, compiling your reference list; planning and construction of artifact; writing, editing and revising your persuasive writing piece; creation of museum display.*

Selecting and Researching your Country or Culture

First Choice of Country or Culture: _____

Second Choice of Country or Culture: _____

Third Choice of Country or Culture: _____

Artifact & Museum Display

Element(s) of Worldview: _____

Thesis Statement for Museum Card: _____

Ideas for Artifact: _____

Supplies for Artifact: _____

Checklist

General	
<input type="checkbox"/> All planning is completed	<input type="checkbox"/> Daily logs and self reflections are completed
<input type="checkbox"/> Project is fully completed and ready to go	<input type="checkbox"/> Checklist is completed
Part 1 – Research	Part 2 – Artifact & Museum Display
<input type="checkbox"/> Picked a country or culture	<input type="checkbox"/> Selected one or two elements of worldview from your research
<input type="checkbox"/> Researched on all 6 elements of worldview	<input type="checkbox"/> Designed and created 3-D artifact based on elements of worldview
<input type="checkbox"/> Used a variety of sources for my research	<input type="checkbox"/> Artifact is well thought out and planned.
<input type="checkbox"/> Notes are organized and in proper format	<input type="checkbox"/> Museum card explains how artifact represents elements of worldview you selected
<input type="checkbox"/> Reference list is typed and in APA formatting	<input type="checkbox"/> Information is concise, effective, and presented in a manageable format, with a title that reflects the artifact's main theme.
<input type="checkbox"/> Internet sources are referenced properly with a sentence explaining the usefulness of each site	<input type="checkbox"/> Museum card is proper size and properly formatted.
<input type="checkbox"/> Part 1 is fully completed	<input type="checkbox"/> Information has been proof read and edited
	<input type="checkbox"/> Part 2 is fully completed

Daily Log & Self Reflection

Please complete a log and self-reflection for each of the days that you worked on the project at school. For use of class time, quality of work, and effort mark 1 as poor and 5 as excellent. Please remember to add up your total each day.

Day 1:

Today I will accomplish: _____

Today I accomplished: _____

Tomorrow I need to accomplish: _____

I am concerned about/I need to: _____

Additional Notes: _____

Use of class time	Quality of Work	Effort	Total
1 2 3 4 5	1 2 3 4 5	1 2 3 4 5	/15

Day 2:

Today I will accomplish: _____

Today I accomplished: _____

Tomorrow I need to accomplish: _____

I am concerned about/I need to: _____

Additional Notes: _____

Use of class time	Quality of Work	Effort	Total
1 2 3 4 5	1 2 3 4 5	1 2 3 4 5	/15

Day 3:

Today I will accomplish: _____

Today I accomplished: _____

Tomorrow I need to accomplish: _____

I am concerned about/I need to: _____

Additional Notes: _____

Use of class time	Quality of Work	Effort	Total
1 2 3 4 5	1 2 3 4 5	1 2 3 4 5	/15

Day 4:

Today I will accomplish: _____

Today I accomplished: _____

Tomorrow I need to accomplish: _____

I am concerned about/I need to: _____

Additional Notes: _____

Use of class time	Quality of Work	Effort	Total
1 2 3 4 5	1 2 3 4 5	1 2 3 4 5	/15

Day 5:

Today I will accomplish: _____

Today I accomplished: _____

Tomorrow I need to accomplish: _____

I am concerned about/I need to: _____

Additional Notes: _____

Use of class time	Quality of Work	Effort	Total
1 2 3 4 5	1 2 3 4 5	1 2 3 4 5	/15

Day 6:

Today I will accomplish: _____

Today I accomplished: _____

Tomorrow I need to accomplish: _____

I am concerned about/I need to: _____

Additional Notes: _____

Use of class time	Quality of Work	Effort	Total
1 2 3 4 5	1 2 3 4 5	1 2 3 4 5	/15

Day 7:

Today I will accomplish: _____

Today I accomplished: _____

Tomorrow I need to accomplish: _____

I am concerned about/I need to: _____

Additional Notes: _____

Use of class time	Quality of Work	Effort	Total
1 2 3 4 5	1 2 3 4 5	1 2 3 4 5	/15

Day 8:

Today I will accomplish: _____

Today I accomplished: _____

Tomorrow I need to accomplish: _____

I am concerned about/I need to: _____

Additional Notes: _____

Use of class time	Quality of Work	Effort	Total
1 2 3 4 5	1 2 3 4 5	1 2 3 4 5	/15

Day 9:

Today I will accomplish: _____

Today I accomplished: _____

Tomorrow I need to accomplish: _____

I am concerned about/I need to: _____

Additional Notes: _____

Use of class time	Quality of Work	Effort	Total
1 2 3 4 5	1 2 3 4 5	1 2 3 4 5	/15

The End

What was your favourite part of this project:

What specific part of the project did you struggle with the most: _____

How would you describe your overall use of class time, quality of work, and effort on the project:

Please add up your totals for the 9 days /135

Can you recommend any ways that we can improve on this project? _____

Grade 8 Culminating Project: A Case Study - Rubric

	Exemplary	Proficient	Satisfactory	Limited	Experiencing Difficulty
Part 1 Research x 2	Information is in point-form using your own words, and in the proper format. Enough notes to make an educated decision. A wide variety of resources are used.	Information is in point-form using your own words, and in the proper format. The amount of notes present allows a selection of a main idea. Several types of resources used.	Some information in point-form using your own words, and in the requested format. Information is general. Mainly only one type of source.	Information is simple and over-generalized. The requested format not apparent. Only one source.	"I have them, but they're at home". "I left them in my mom's car". "I went to the library four times, and couldn't find anything on my country". "Can I call my mom, to bring them."
Part 1 Reference List	Information is properly cited. Web-site evaluation is specific.	Information is properly cited. Several types of resources used.	Minimum of three sources properly cited. Web site evaluation is general.	Source is not properly cited. Web site evaluation not specific or missing.	See above
Part 2 Artifact x 2	Design is well developed, insightful and unique. Clearly represents the worldview of your chosen culture. Artifact is metaphorically thought provoking.	Design is developed to an above average standard. Represents the worldview of your chosen culture. Is somewhat thought provoking.	The artifact reflects the worldview of your chosen culture. The work is acceptable.	The artifact lacks development. The worldview of your chosen culture is represented through simple or incomplete ideas.	Amount of work present is determined to be insufficient and cannot be assessed.
Part 2 Museum Display x 2	Museum card is specific and striking. Evidence of worldview are convincing and reflect critical thinking. Artifact is included.	Museum card is specific and accurate. Most examples of worldview are specific. Some evidence of critical thinking. Artifact is included.	Museum card has a main idea that is supported with some evidence. General references to aspects of worldview are made. Artifact is included.	Museum card lacks focus. Connection to thesis is unclear. References to aspects of worldview are confusing or vague. Artifact is included.	References to worldview are not made on museum card or the artifact is not included.
Log & Reflection x 2	Daily use of log demonstrates excellent use of time and effort. Completed project demonstrates attention to quality and detail.	Daily use of log demonstrates a very good use of class time and effort. Completed project demonstrates careful attention to detail.	Daily use of log demonstrates good use of time and effort. Therefore project was completed.	Use of day log was inconsistent, demonstrating poor use of time and effort. Therefore project is incomplete.	Amount of work present is determined to be insufficient and cannot be assessed.
